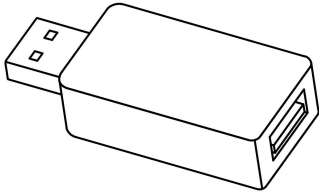


AnyKey产品说明书



1、产品说明

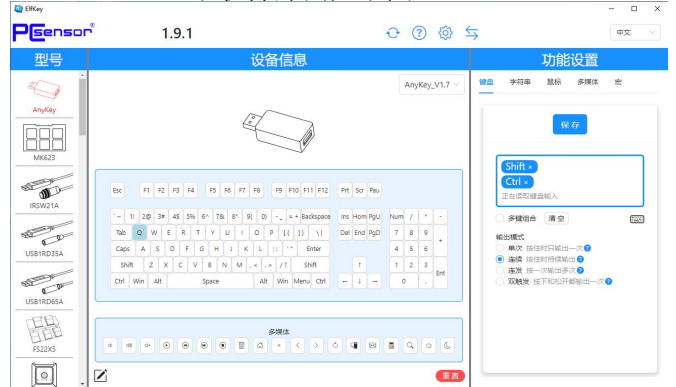
AnyKey是一款实现键盘键值重映射的工具，可以重新定义键盘每个按键的功能，功能包括键盘、鼠标、字符串打印、多媒体和宏定义功能，该产品兼容市面上的大部分键盘。

- 1.1、键盘功能：可以设置为任意键值或组合键（包括F13到到F24等），例如设为键值A或者CTRL+A功能。
- 1.2、鼠标功能：可以设置为鼠标左、中、右、前进、后退键功能，也可以设置X、Y轴的移动和滚轮的上下滚动功能。
- 1.3、字符串打印：可以设置最多38个字符打印，例如设置www.pcsensor.com。
- 1.4、多媒体功能：支持多媒体功能，例如上一曲、下一曲、、音量加、音量减等。
- 1.5、宏定义功能：可以定义键盘和鼠标的系列动作组合，例如设置Ctrl+P延迟100ms后回车实现自动打印的功能。

2、使用说明

首先把AnyKey连接到电脑上，然后把键盘插入到AnyKey上，下载配置软件ElfKey，软件下载地址<https://software.pcsensor.com>，根据电脑系统选择下载并安装ElfKey最新版软件，软件有Windows和Mac系统版本，

Windows下软件界面如下图：

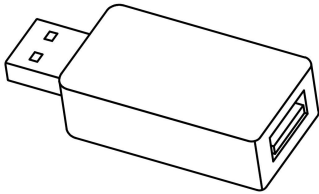


按键重映射功能设置：

- (1)、鼠标点击要设置的按键，如Q键；
- (2)、在右侧功能设置窗口选择需要设置的功能；
- (3)、点击“保存”就完成设置；

注：具体功能可以通过点击软件上的“？”图标查看。

AnyKey产品说明书



1、产品说明

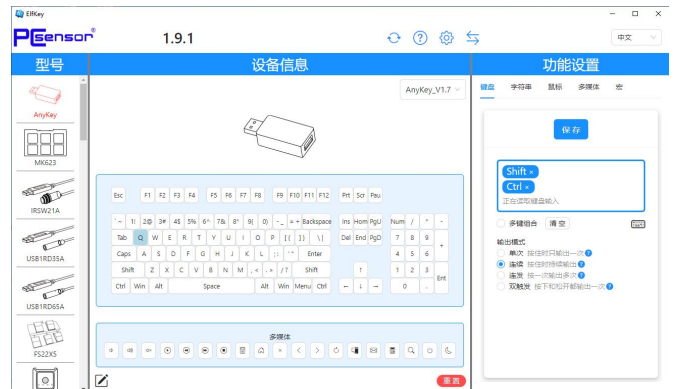
AnyKey是一款实现键盘键值重映射的工具，可以重新定义键盘每个按键的功能，功能包括键盘、鼠标、字符串打印、多媒体和宏定义功能，该产品兼容市面上的大部分键盘。

- 1.3、键盘功能：可以设置为任意键值或组合键（包括F13到到F24等），例如设为键值A或者CTRL+A功能。
- 1.4、鼠标功能：可以设置为鼠标左、中、右、前进、后退键功能，也可以设置X、Y轴的移动和滚轮的上下滚动功能。
- 1.3、字符串打印：可以设置最多38个字符打印，例如设置www.pcsensor.com。
- 1.4、多媒体功能：支持多媒体功能，例如上一曲、下一曲、、音量加、音量减等。
- 1.5、宏定义功能：可以定义键盘和鼠标的系列动作组合，例如设置Ctrl+P延迟100ms后回车实现自动打印的功能。

2、使用说明

首先把AnyKey连接到电脑上，然后把键盘插入到AnyKey上，下载配置软件ElfKey，软件下载地址<https://software.pcsensor.com>，根据电脑系统选择下载并安装ElfKey最新版软件，软件有Windows和Mac系统版本，

Windows下软件界面如下图：

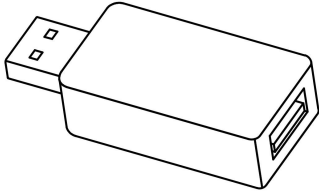


按键重映射功能设置：

- (1)、鼠标点击要设置的按键，如Q键；
- (2)、在右侧功能设置窗口选择需要设置的功能；
- (3)、点击“保存”就完成设置；

注：具体功能可以通过点击软件上的“？”图标查看。

AnyKey User Manual



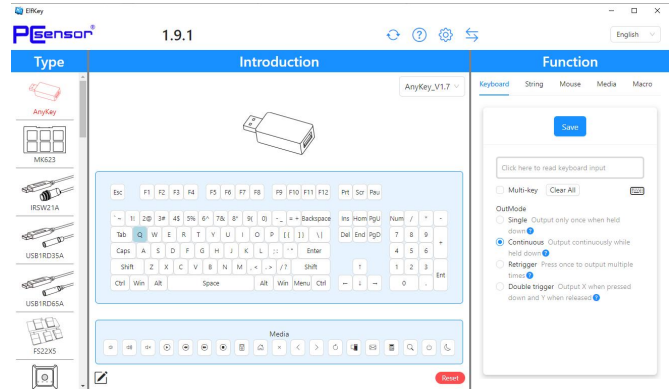
1、Product picture

Anykey is a keyboard value mapping tool that allows you to redefine the value of each key on your keyboard, you can modify the key and enable it with different function such as shortcuts, key combo, mouse clicks, string input, multimedia and macro definition. Anykey is compatible with most of regular keyboards.

- 1.1. Keyboard function: It can be set to any single key or key combo(including F13 to F24, etc.), for example, it can modify key “F1” to “CTRL+C” function.
- 1.2. Mouse function: you can set the mouse left click, right click,center click,forward, backward, and mouse scroll up/down or other actions. You can also set the X, Y axis movement.
- 1.3. String function: Continuously output letters or symbols, up to 38 characters like “hello, world.”
- 1.4. Multimedia function: Common functions such as volume + , volume -, Play/ Pause, one-click open “my computer” etc.
- 1.5. Macro definition function: This function can set a combination action of keyboard and mouse. For example, set “Ctrl + P “ and “delay 100ms” and then “enter” to realize the automatic printing.

2、How to use

- 2.1. Firstly plug the Anykey into your computer via USB port, then plug your keyboard into Anykey's USB port.
- 2.2. Then download Elfkey(Download link : software.pcsensor.com) according to your PC system(Win or Mac OS), run the software then you can modify the key values of your keyboard. See the Elfkey software below:

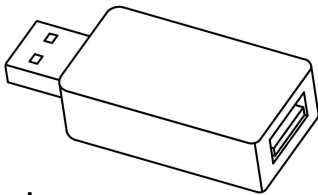


Key remapping function setting:

- (1). Click on the key to be set, for example the “Q” key;
- (2). Select the function module that you want to set on the right side of the Elfkey software surface;
- (3). And input the function you want to modify, and click "Save" to complete the setup;

Note: More detailed features can be viewed by clicking on the "?" icon on the Elfkey software.

AnyKey User Manual



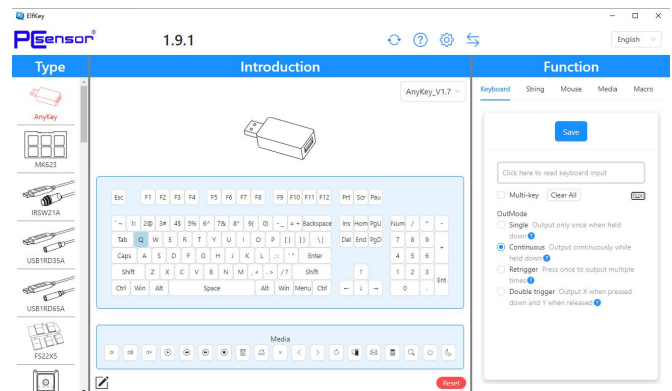
1、Product picture

Anykey is a keyboard value mapping tool that allows you to redefine the value of each key on your keyboard, you can modify the key and enable it with different function such as shortcuts, key combo, mouse clicks, string input, multimedia and macro definition. Anykey is compatible with most of regular keyboards.

- 1.1. Keyboard function: It can be set to any single key or key combo(including F13 to F24, etc.), for example, it can modify key “F1” to “CTRL+C” function.
- 1.2. Mouse function: you can set the mouse left click, right click,center click,forward, backward, and mouse scroll up/down or other actions. You can also set the X, Y axis movement.
- 1.3. String function: Continuously output letters or symbols, up to 38 characters like “hello, world.”
- 1.4. Multimedia function: Common functions such as volume + , volume -, Play/ Pause, one-click open “my computer” etc.
- 1.5. Macro definition function: This function can set a combination action of keyboard and mouse. For example, set “Ctrl + P “ and “delay 100ms” and then “enter” to realize the automatic printing.

2、How to use

- 2.1. Firstly plug the Anykey into your computer via USB port, then plug your keyboard into Anykey's USB port.
- 2.2. Then download Elfkey(Download link : software.pcsensor.com) according to your PC system(Win or Mac OS), run the software then you can modify the key values of your keyboard. See the Elfkey software below:



Key remapping function setting:

- (1). Click on the key to be set, for example the “Q” key;
- (2). Select the function module that you want to set on the right side of the Elfkey software surface;
- (3). And input the function you want to modify, and click "Save" to complete the setup;

Note: More detailed features can be viewed by clicking on the "?" icon on the Elfkey software.